



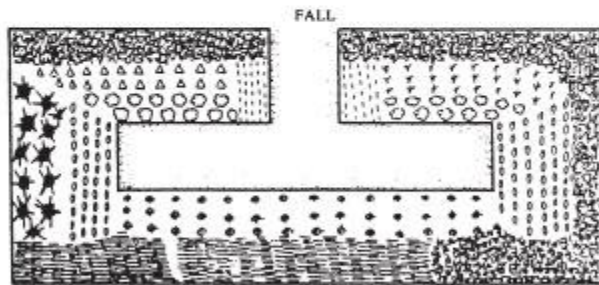
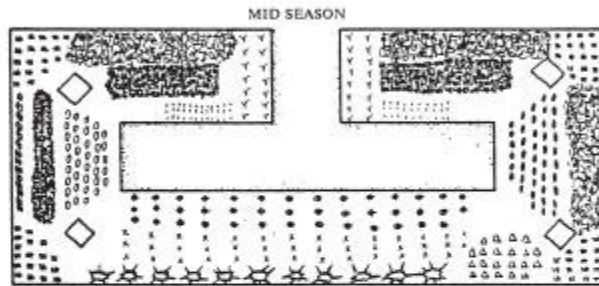
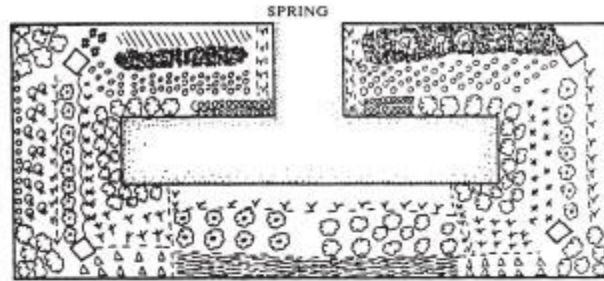
Growing Vegetables, Herbs and Annuals in Small Spaces Using Intensive Gardening and Square Foot Gardening

INTENSIVE SPACING GUIDE

Note: to determine spacing for interplanting, add the inches for the two crops to be planted together, and divide the sum by 2. For example, if radishes are planted next to beans, add 2" + 4" = 6", then 6" divided by 2 = 3". The radishes should be planted 3" from the beans.

Plant	Inches	Plant	Inches
Asparagus	15-18	Lettuce, head	10-12
Beans, lima	4-6	Lettuce, leaf	4-6
Beans, pole	6-12	Melons	18-24
Beans, bush	4-6	Mustard	6-9
Beets	2-4	Okra	12-18
Broccoli	12-18	Onion	2-4
Brussels sprouts	15-18	Peas	2-4
Cabbage	15-18	Peppers	12-15
Cabbage, Chinese	10-12	Potatoes	10-12
Carrots	2-3	Pumpkins	24-36
Cauliflower	15-18	Radishes	2-3
Cucumber	12-18	Rutabaga	4-6
Chard, Swiss	6-9	Southern pea	3-4
Collards	12-15	Spinach	4-6
Endive	15-18	Squash, summer	18-24
Eggplant	18-24	Squash, winter	24-36
Kale	15-18	Sweet corn	15-18
Kohlrabi	6-9	Tomatoes	18-24
Leeks	3-6	Turnip	4-6

An Intensive Garden Plan for the Maximum Harvest



- | | | |
|--|--|---|
| <ul style="list-style-type: none"> ☐ HEAD LETTUCE ☐ LETTUCE ● PEAS SHALLOTS BROCCOLI TURNIPS ● MUSTARD ☐ CAULIFLOWER ↓ SPINACH | <ul style="list-style-type: none"> △ BEETS ~ ONION --- RADISH ☐ CABBAGE ✱ PAK CHOI ☐ TOMATOES # ZUCCHINI ✓ CARROTS | <ul style="list-style-type: none"> SCALLIONS ∞ SUGAR SNAPS ○ BEANS ☐ BUSH BEANS ✱ PEPPERS ✱ EGGPLANT ✱ CUCUMBER ☐ CHINESE CABB ☐ KALE |
|--|--|---|

From VA Tech Cooperative Extension